

Calgary Point-in-Time Homeless Count

Key Findings

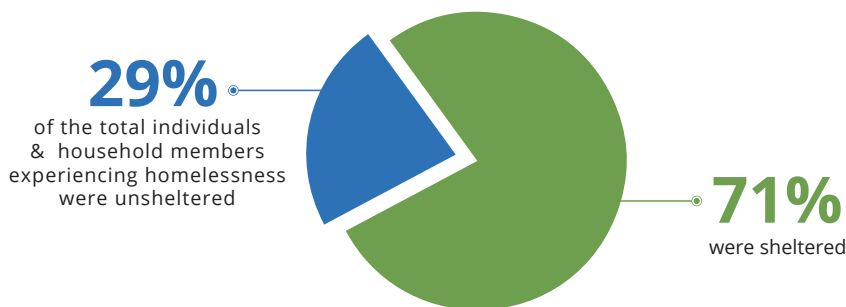
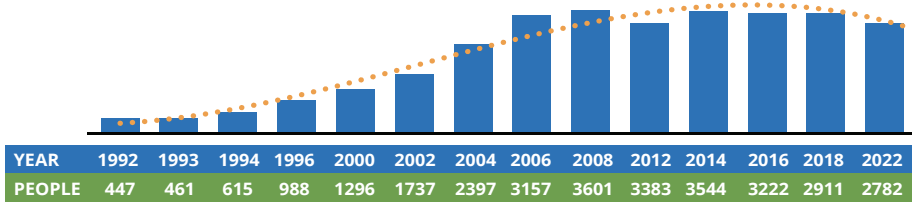
2,782

people experiencing homelessness were counted during the **2022 Calgary Point-In-Time** homeless count.

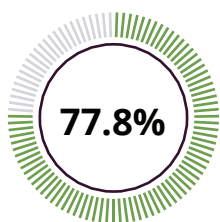
This is a **4%** decrease from 2,911 people counted in 2018.



Homelessness in Calgary over the past 25 years



Age groups



ADULTS
(25-44, 45-64)



YOUTH
(13-17, 18-24)



SENIORS
(65+)



CHILDREN



On September 27, 2022, Calgary conducted its biennial Point-In-Time (PiT) Count of unsheltered people, including people living in encampments or by themselves outside.


Administrative data from emergency shelters and other service providers was used to calculate the sheltered population who were staying in an emergency shelter, short-term supportive housing facilities, a hospital, correctional facility.

The PiT Count is one data point that informs future decisions made to address homelessness in Calgary by all levels of government, the Calgary Homeless Foundation and all service providers.

Alberta's 7 Cities on Housing & Homelessness are the lead organizations responsible for the implementation of local plans in Calgary, Edmonton, Grande Prairie, Lethbridge, Medicine Hat and Red Deer, and Wood Buffalo.

Of the survey respondents, 74% identified they have only been in Calgary for a period of time compared to having always been in Calgary. The median length of the period the individuals have been in Calgary is 6 years.

Gender identity



67%
MALE




31%
FEMALE



<1%

TRANS OR
DIVERSE



2%
UNKNOWN



The gender identity of youth and children was relatively even between male and female, with 210 (47.5%) identifying as female and 232 (52.4%) identifying as male.

For adult age groups the gender identity skewed male, with 1,286 (69.2%) identifying as male and 559 (30.1%) identifying as female.

Racial identity

54.3%

CAUCASIAN

30.1%

INDIGENOUS

14.9%

OTHER

Outreach & Encampment data was collected by 32 teams across the city.

For other program types, data was collected via administrative and systems data.

All demographic information: Age, Gender & Ethnicity were self-reported by the individuals themselves.

THANK YOU

Calgary Homeless Foundation would like to thank all the people who are currently experiencing homelessness who provided the information that makes this project possible. We would also like to thank the PiT Count volunteers and partners for the time they spent supporting this project.

Reasons for losing housing

14%

CONFLICT WITH
SPOUSE/PARTNER

28%

NOT ENOUGH
INCOME

14%

LANDLORD/TENANT
CONFLICT

13%

SUBSTANCE USE
ISSUE